

Quick Start

QUICK START

LICENSING

FEATURES & TIPS

ONLINE

CD-ROM PRODUCTS

CONTACT US

GLOSSARY

What's In Your Starter Kit?

Comping Disc

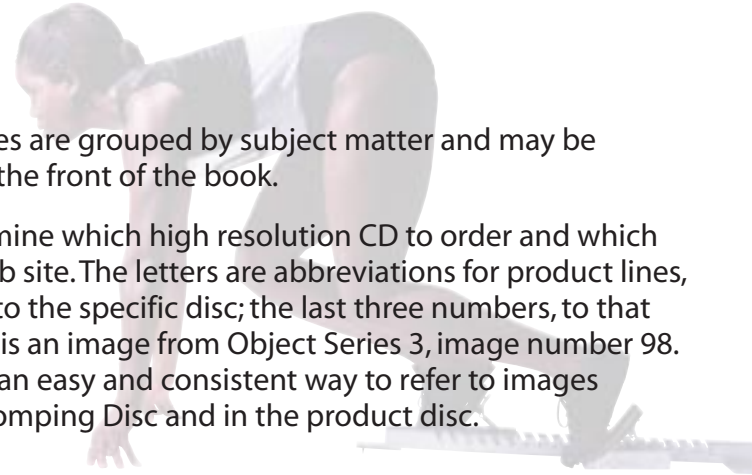
This CD-ROM, located inside the front flap of your Resource Book, features:

- low resolution (150K) images, corresponding with the ones in the Resource Book; use these images for browsing and comping
- browsing and searching software; use keywords to quickly find the images you need
- 10 high resolution images (10MB); these are royalty free. You may use them online or in advertising/promotional print projects.

Resource Book

A full-color print resource guide. Images are grouped by subject matter and may be located using the table of contents at the front of the book.

Image numbers make it easy to determine which high resolution CD to order and which images to download or buy off the web site. The letters are abbreviations for product lines, the first grouping of characters refers to the specific disc; the last three numbers, to that specific image. For example, OSO3098 is an image from Object Series 3, image number 98. It may look cumbersome here, but it's an easy and consistent way to refer to images online, in the Resource Book, on the Comping Disc and in the product disc.



Quick Start

QUICK START

LICENSING

FEATURES & TIPS

ONLINE

CD-ROM PRODUCTS

CONTACT US

GLOSSARY

Product Catalogue

You also received the PhotoDisc quarterly product catalogue. Send in your registration and you'll receive a free subscription to this publication.

Note for US Customers: If for any reason you are not satisfied with this product, return this kit within 30 days for a full refund.

[\(PRODUCT INFORMATION ▶\)](#)

[\(LICENSING INFORMATION ▶\)](#)

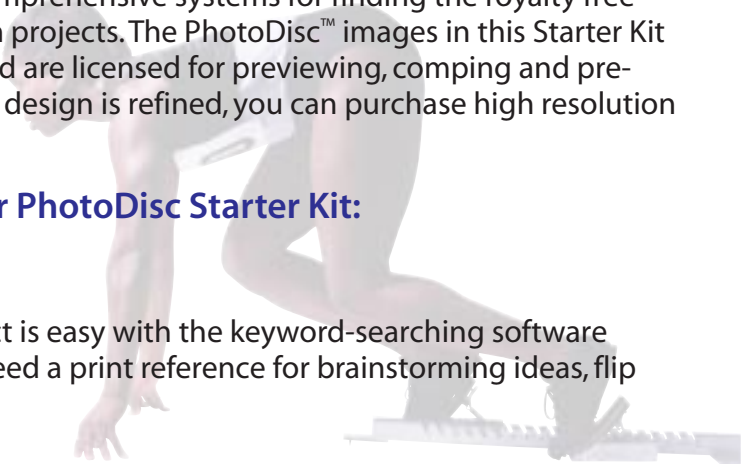
How Does Your Starter Kit Work?

Welcome to one of the easiest, most comprehensive systems for finding the royalty free digital images you need for your design projects. The PhotoDisc™ images in this Starter Kit are in a low resolution (150K) format and are licensed for previewing, comping and presenting your ideas to clients. Once your design is refined, you can purchase high resolution images for reproduction purposes.

Here's what you can do with your PhotoDisc Starter Kit:

1. Browse through the images.

Searching for a specific image or subject is easy with the keyword-searching software included on the Comping Disc. If you need a print reference for brainstorming ideas, flip through your Resource Book.



Quick Start

QUICK START

LICENSING

FEATURES & TIPS

ONLINE

CD-ROM PRODUCTS

CONTACT US

GLOSSARY

2. Place the images.

Once your layout is complete, you'll need to decompress the selected image files and place the images.

3. Present your work.

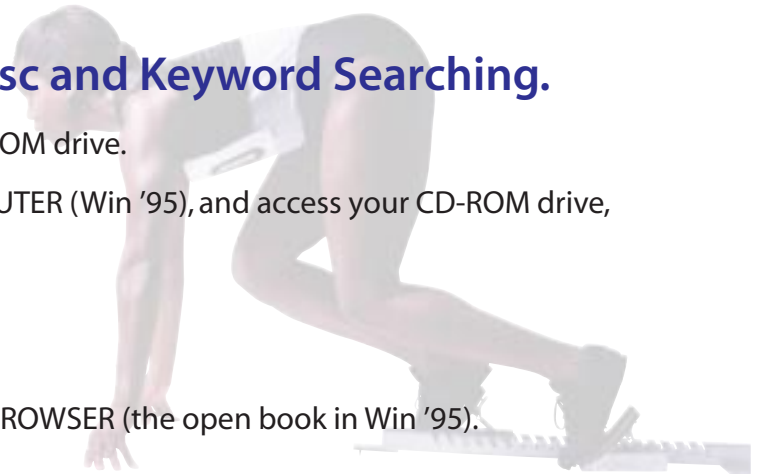
We call this the "Show the Suits" or "Client Review" stage. They will, of course, marvel at your ingenuity and creativity.

4. Final production.

You now need to purchase the image in one of three resolution formats. Call PhotoDisc customer service, your local reseller or visit our web site to purchase an individual image or a CD-ROM.

Loading The Comping Disc and Keyword Searching.

1. Insert the comping disc into your CD-ROM drive.
2. Go to the FILE MANAGER, or MY COMPUTER (Win '95), and access your CD-ROM drive, usually your D: drive.
3. Double-click on the CD-ROM drive.
4. Double-click on the BROWSER2 folder.
5. Double-click on the BROWSER.EXE or BROWSER (the open book in Win '95).



Quick Start

QUICK START

LICENSING

FEATURES & TIPS

ONLINE

CD-ROM PRODUCTS

CONTACT US

GLOSSARY

6. The first image catalogue will open automatically. The balance will appear at the bottom of the Browser screen. You may open any of these by double-clicking on them.
7. Using the scroll bar to the right of the images, you may browse the images OR to keyword search with this catalog, select THUMBNAIL from the menu bar then SEARCH.
8. In the SEARCH dialog box checkmark box for "search all albums in the workspace." This will allow you to search through all of the images available on this disc.
9. In the space to the right of KEYWORD, type in a single word or subject you wish to search for, click the ADD button, then click OK.
10. More specific searches can be performed by using the AND, OR buttons and adding additional keywords to the search criteria. ([more about KEYWORD SEARCHING](#) ▶)

After perusing the images:

1. Open your graphic design or page layout application.
2. Locate the desired image from the disc and import the image from the PHOTOS folder (HI RES to be used for test prints).



Licensing Information

QUICK START

LICENSING

FEATURES
& TIPS

ONLINE

CD-ROM
PRODUCTS

CONTACT US

GLOSSARY

What Does “Royalty Free” Really Mean?

Once you buy a high-resolution disc or make purchases on our web site, the images are yours to use in many ways. Use them to create ads, brochures, web designs, presentations and all sorts of marketing communications.

There are, however, a few minor restrictions. For instance, if you’re going to use an image to create any of the following products for sale:

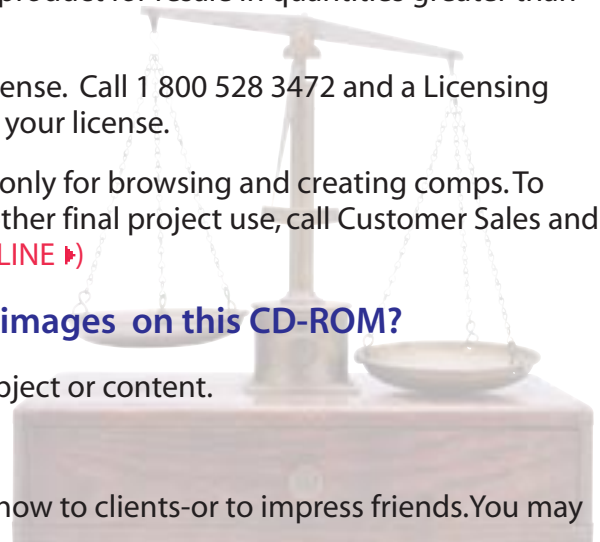
- Books
- Software packaging
- Music albums, CD-ROMs, cassettes or any product for resale in quantities greater than 100,000

You’ll need to get an inexpensive upgrade license. Call 1 800 528 3472 and a Licensing Consultant will answer questions or upgrade your license.

Your low-resolution images (on this disc) are only for browsing and creating comps. To purchase images for online, print project or other final project use, call Customer Sales and Service or visit our web site. ([PHOTODISC ONLINE ▶](#))

What can I do with my Comping Disc images on this CD-ROM?

- Do a keyword search to find images by subject or content.
- Get a better look at images.
- Use the images in preliminary layouts to show to clients-or to impress friends. You may





Licensing Information

QUICK START

LICENSING

FEATURES
& TIPS

ONLINE

CD-ROM
PRODUCTS

CONTACT US

GLOSSARY

not use your Comping Disc images online or in onscreen presentations. Sure, it's tempting to use those 72 dpi images as they are, but you are not licensed to use them in any type of **final projects**.

END USER LICENSE AGREEMENT for PhotoDisc™ Low-Resolution images

Please refer to the printed End User License Agreement which came inside your product packaging. Because we are always reviewing our agreements to ensure that your needs are served, that agreement may grant you additional rights not stated below.

THIS IS A LEGAL AGREEMENT BETWEEN YOU AND PHOTODISC, INC. ("PhotoDisc"). BY USING ANY LOW-RESOLUTION IMAGE ON THIS CD-ROM YOU AGREE TO BE BOUND BY THE TERMS OF THIS AGREEMENT. IF YOU DO NOT AGREE, PROMPTLY RETURN THE CD-ROM AND ALL ACCOMPANYING MATERIALS IN THE ORIGINAL CARTON FOR A FULL REFUND.

GRANT OF LICENSE

PhotoDisc grants you a personal, nontransferable, nonexclusive, nonsublicensable right to use the low-resolution comping images and any derivatives or copies (collectively, the "Images") on one computer and with one user at a time. The Images may be used in materials for PERSONAL, INTERNAL, COMPANY and TEST or SAMPLE use, including COMPS (i.e., rough or draft layouts for client review), and for BROWSING only. The Images may not be used in any materials distributed outside your company or to the public, including, but not limited to, advertising and marketing materials or in any online or other electronic distri-



Licensing Information

QUICK START

LICENSING

FEATURES
& TIPS

ONLINE

CD-ROM
PRODUCTS

CONTACT US

GLOSSARY

but ion system (except that you may transmit comps digitally or electronically to your clients for their review), and may not be distributed, sublicensed or made available for use or distribution separately or individually, and no rights may be granted to the Images.

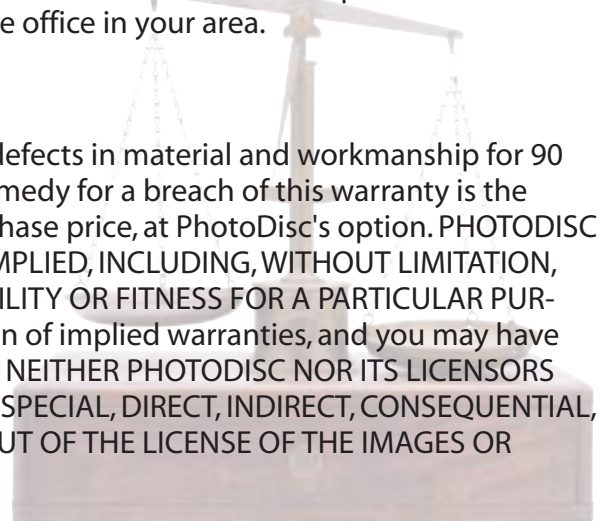
Except as specifically provided above, you may not copy the Images or this disc. Pornographic, defamatory, libelous or otherwise unlawful use of the Images is prohibited.

ADDITIONAL RIGHTS AVAILABLE

If you are unsure of your usage rights under this agreement, please contact PhotoDisc at 1 800 528 3472 (US/Canada or +1 206 441 9355 (International), or via email at license@photodisc.com, for more information. International customers please refer to the **CONTACT US** section of this document for the office in your area.

WARRANTIES

PhotoDisc warrants this disc to be free from defects in material and workmanship for 90 days from delivery. Your sole and exclusive remedy for a breach of this warranty is the replacement of the disc or refund of the purchase price, at PhotoDisc's option. PHOTODISC MAKES NO OTHER WARRANTY, EXPRESS OR IMPLIED, INCLUDING, WITHOUT LIMITATION, ANY IMPLIED WARRANTIES OF MERCHANTABILITY OR FITNESS FOR A PARTICULAR PURPOSE. Some states do not permit the exclusion of implied warranties, and you may have other rights that may vary from state to state. NEITHER PHOTODISC NOR ITS LICENSORS SHALL BE LIABLE TO YOU FOR ANY GENERAL, SPECIAL, DIRECT, INDIRECT, CONSEQUENTIAL, INCIDENTAL OR OTHER DAMAGES ARISING OUT OF THE LICENSE OF THE IMAGES OR OTHERWISE.





Licensing Information

QUICK START

LICENSING

FEATURES
& TIPS

ONLINE

CD-ROM
PRODUCTS

CONTACT US

GLOSSARY

GENERAL

All rights to this disc and the Images are owned by PhotoDisc and its licensors and are protected by United States copyright laws, international treaty provisions and other applicable laws. PhotoDisc and its licensors retain all rights not expressly granted by this agreement. This disc is licensed only to you and may not be transferred without the prior written consent of PhotoDisc. The license contained in this agreement will terminate automatically without notice from PhotoDisc if you fail to comply with any provision of this agreement. Upon termination, you must immediately (i) stop using the disc and the Images, (ii) return the disc and all copies of it to PhotoDisc, and (iii) delete the Images and all copies from all magnetic media and destroy all other copies of the Images, or, upon request of PhotoDisc, return all such copies to PhotoDisc. Your use of the Images must be in compliance with all applicable law, including, but not limited to, laws and regulations relating to currency and the law of moral rights. This disc and the Images are "Restricted Computer Software." Use, duplication or disclosure by the U.S. Government is subject to restrictions as set forth in this agreement and as provided in DFARS 227.7202-1(a) and 227.7202-3(a) (1995), DFARS 252.227.7013 (Oct. 1988), FAR 12.212(a) (1995), FAR 52.227-19 or FAR 52-227-14, as applicable.





Licensing Information

QUICK START

LICENSING

FEATURES
& TIPS

ONLINE

CD-ROM
PRODUCTS

CONTACT US

GLOSSARY

END USER LICENSE AGREEMENT for PhotoDisc™ High-Resolution Images

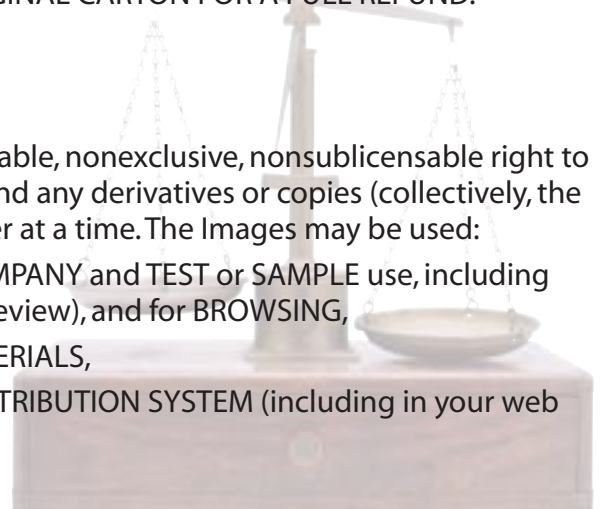
Please refer to the printed End User License Agreement which came inside your product packaging. Because we are always reviewing our agreements to ensure that your needs are served, that agreement may grant you additional rights not stated below.

THIS IS A LEGAL AGREEMENT BETWEEN YOU AND PHOTODISC, INC. ("PhotoDisc"). BY USING ANY HIGH-RESOLUTION IMAGE ON THIS CD-ROM YOU AGREE TO BE BOUND BY THE TERMS OF THIS AGREEMENT. IF YOU DO NOT AGREE, PROMPTLY RETURN THE CD-ROM AND ALL ACCOMPANYING MATERIALS IN THE ORIGINAL CARTON FOR A FULL REFUND.

GRANT OF LICENSE

PhotoDisc grants you a personal, nontransferable, nonexclusive, nonsublicensable right to use the high-resolution images on this disc and any derivatives or copies (collectively, the "Images") on one computer and with one user at a time. The Images may be used:

- (i) in materials for PERSONAL, INTERNAL, COMPANY and TEST or SAMPLE use, including COMPS (i.e., rough or draft layouts for client review), and for BROWSING,
- (ii) in ADVERTISING and PROMOTIONAL MATERIALS,
- (iii) in ANY ONLINE or other ELECTRONIC DISTRIBUTION SYSTEM (including in your web page design) and in BROADCASTS, and



Licensing Information

QUICK START

LICENSING

FEATURES
& TIPS

ONLINE

CD-ROM
PRODUCTS

CONTACT US

GLOSSARY

(iv) in ANY PRODUCT except printed books; or music CD, album, cassette tape or software packaging; or any for-sale product produced in quantities larger than 100,000 units. (For information on how to license Images for these restricted uses, please see "Additional Rights Available" below.)

The Images may not be sublicensed or made available for use or distribution separately or detached from your product or web page. For example, you may use the Images as an integral part of your web page design, but you may not make the Images available for downloading separately or in formats designed or intended for permanent storage or re-use by web site users. Similarly, you may provide your clients with copies of the Images (including digital files) as an integral part of your work product, but may not permit them to use the Images separately. If your client wishes to use an Image separately, either you on behalf of your client or your client must license that Image for your client's separate use, either through our web site at www.photodisc.com, or by calling 1 800 528 3472 (US/Canada) or +1 206 441 9355 (International). International customers please refer to the **CONTACT US** section of this document for the office in your area.

Except as specifically provided above, you may not copy the Images or this disc. Pornographic, defamatory, libelous or otherwise unlawful use of the Images is prohibited.

ADDITIONAL RIGHTS AVAILABLE

If you are unsure of your rights under this agreement or would like to use an Image in a printed book; or in music CD, album, cassette tape or software packaging; or in any for-sale product produced in quantities larger than 100,000 units, please contact PhotoDisc at





Licensing Information

either of the telephone numbers listed above, or at license@photodisc.com, for more information.

WARRANTIES

PhotoDisc warrants this disc to be free from defects in material and workmanship for 90 days from delivery. Your sole and exclusive remedy for a breach of this warranty is the replacement of the disc or refund of the purchase price, at PhotoDisc's option. PHOTODISC MAKES NO OTHER WARRANTY, EXPRESS OR IMPLIED, INCLUDING, WITHOUT LIMITATION, ANY IMPLIED WARRANTIES OF MERCHANTABILITY OR FITNESS FOR A PARTICULAR PURPOSE. Some states do not permit the exclusion of implied warranties, and you may have other rights which may vary from state to state. NEITHER PHOTODISC NOR ITS LICENSORS SHALL BE LIABLE TO YOU FOR ANY GENERAL, SPECIAL, DIRECT, INDIRECT, CONSEQUENTIAL, INCIDENTAL OR OTHER DAMAGES ARISING OUT OF THE LICENSE OF THE IMAGES OR OTHERWISE.

GENERAL

All rights to this disc and the Images are owned by PhotoDisc and its licensors and are protected by United States copyright laws, international treaty provisions and other applicable laws. PhotoDisc and its licensors retain all rights not expressly granted by this agreement. This disc is licensed only to you and may not be transferred without the prior written consent of PhotoDisc. The license contained in this agreement will terminate automatically without notice from PhotoDisc if you fail to comply with any provision of this agreement. Upon termination, you must immediately (i) stop using the disc and the Images, (ii) return the disc and all copies of it to PhotoDisc, and (iii) delete the Images

QUICK START

LICENSING

FEATURES
& TIPS

ONLINE

CD-ROM
PRODUCTS

CONTACT US

GLOSSARY



Licensing Information

QUICK START

LICENSING

FEATURES
& TIPS

ONLINE

CD-ROM
PRODUCTS

CONTACT US

GLOSSARY

and all copies from all magnetic media and destroy all other copies of the Images, or upon request of PhotoDisc, return all such copies to PhotoDisc. Your use of the Images must be in compliance with all applicable law, including, but not limited to, laws and regulations relating to currency and the law of moral rights. This disc and the Images are "Restricted Computer Software." Use, duplication or disclosure by the U.S. Government is subject to restrictions as set forth in this agreement and as provided in DFARS 227.7202-1(a) and 227.7202-3(a) (1995), DFARS 252.227.7013 (Oct. 1988), FAR 12.212(a) (1995), FAR 52.227-19 or FAR 52-227-14, as applicable.



Features & Tips

QUICK START

LICENSING

FEATURES
& TIPS

ONLINE

CD-ROM
PRODUCTS

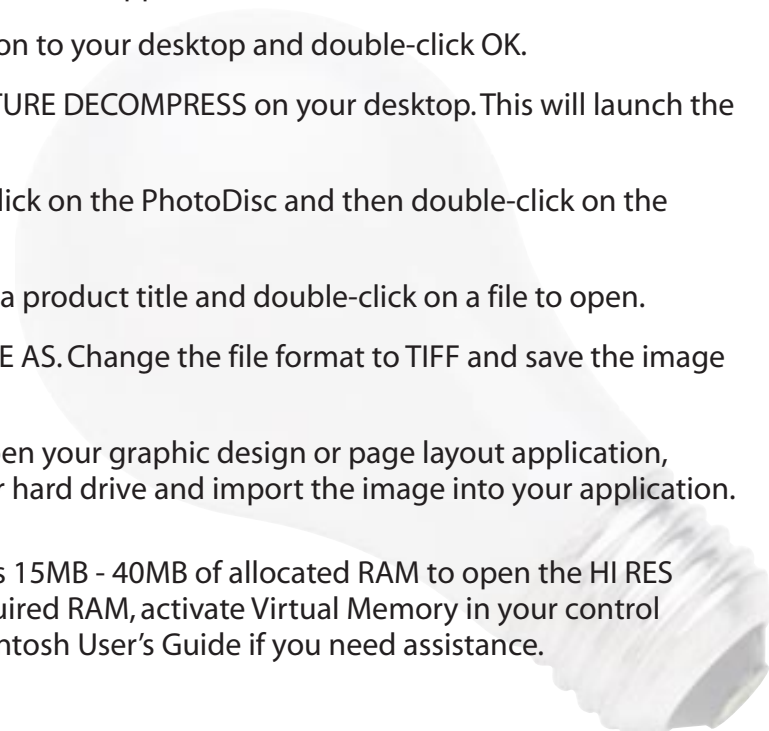
CONTACT US

GLOSSARY

Picture Decompress™

- 1 Insert the PhotoDisc into your CD-ROM drive and double-click on the PhotoDisc icon appearing on your desktop.
- 2 Double-click on the UTILITIES folder which appears in the first window.
- 4 Drag the PICTURE DECOMPRESS icon to your desktop and double-click OK.
- 5 Double-click on the version of PICTURE DECOMPRESS on your desktop. This will launch the application.
- 6 Click the desktop button, double-click on the PhotoDisc and then double-click on the PHOTOS folder.
- 7 Within the PHOTOS folder, choose a product title and double-click on a file to open.
- 8 From the FILE menu bar select SAVE AS. Change the file format to TIFF and save the image to a folder on your hard drive.
- 9 Quit out of Picture Decompress, open your graphic design or page layout application, locate the desired image from your hard drive and import the image into your application.

Note: Picture Decompress requires 15MB - 40MB of allocated RAM to open the HI RES images. If you do not have the required RAM, activate Virtual Memory in your control panels. Please reference your Macintosh User's Guide if you need assistance.



Features & Tips

QUICK START

LICENSING

FEATURES
& TIPS

ONLINE

CD-ROM
PRODUCTS

CONTACT US

GLOSSARY

Keyword Strategy

Get the most out of your keyword search...

PhotoDisc keywording is a simple, intuitive and accurate way to find photographs by using logical descriptive terms. We've even included abstract issues—such as focus, orientation, vertical or horizontal, etc. — in our keywording process.

Some tips for quick success

- **Use singular words.** However, words commonly known in their plural form (e.g., "fireworks," "chopsticks," "rapids") should be used in their plural form.
- **Use lowercase letters.** Use capital letters only for proper nouns or names.
- **Don't use punctuation.** When searching for hyphenated words, try the word with or without a space (e.g., "x ray" or "xray").
- **Use gerunds (words ending with "ing") to describe activities.** Try words such as "shopping," "running" and "playing."
- **Try more than one word.** You'll increase your number of hits if you say "highway," "freeway" or "road." Be specific and you'll narrow the field quickly; for instance, say "Chicago" and "skyline" rather than just "skyline." (Note: Sometimes a keyword may show up as parts of other words: e.g. "man" may also come up in "Roman", "woman" and "management.")
- **Describe types of people.** Race, gender and age are included in every image depicting

Features & Tips

QUICK START

LICENSING

FEATURES
& TIPS

ONLINE

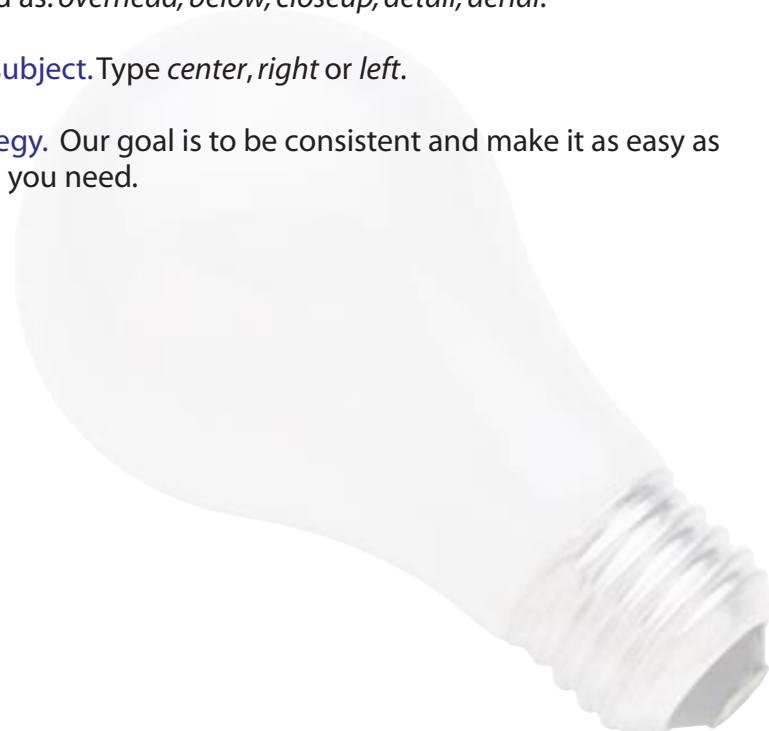
CD-ROM
PRODUCTS

CONTACT US

GLOSSARY

people. For images with only one person, words such as *child, woman, man* are included. For groups, use words such as *children, women, men*. Age categories include: *baby, toddler, child, teen, adult, elderly*.

- **Search by color and perspective, too.** Primary colors used in the images are listed in the keywords. Perspectives are defined as: *overhead, below, closeup, detail, aerial*.
- **Look for specific orientation of subject.** Type *center, right or left*.
- **Keywording is an evolving strategy.** Our goal is to be consistent and make it as easy as possible for you to find the images you need.



Features & Tips

QUICK START

LICENSING

FEATURES
& TIPS

ONLINE

CD-ROM
PRODUCTS

CONTACT US

GLOSSARY

Clipping Paths!

In an effort to reduce your workload, PhotoDisc OBJECT SERIES images include clipping paths. What is a clipping path, you ask? Well...

Simply put, a clipping path is a carefully crafted outline around an object that allows you to “mask” the object and separate it from its background. This feature is particularly useful for dropping images into white space or onto a background image. Each image in the Object Series has a custom path embedded into all resolutions found on the disc.

A clipping path renders the smoothest edge definition possible around your object, constrained only by the resolution of your output device. Although the clipping path allows for extremely smooth masking, the quality of the masked edge still ultimately depends on the output device used. A masked object sent to a 3600 dpi imagesetter has a much cleaner defined edge than if it were printed on a 600 dpi laser printer.

To use the clipping path, first open the image in Photoshop. (Note: You must use version 3.0 or newer to use the imbedded paths in the JPEG format.) In Version 3.0 “Show Paths” can be found in the “Palettes” submenu under the Window menu. The name of the path, OUTLINE, will then be visible in the paths palette. Click on the “OUTLINE” path and the path will appear superimposed on the opened image. Next, in the paths palette use the triangle pull-down menu to select the “Clipping Path” option. Then select OUTLINE in the path pop-up menu and click OK. Your clipping path has now been activated.

Within the “Clipping Path” submenu, we have established an appropriate flatness option for each object. The flatness option allows you to specify how smooth the outline will be

Features & Tips

QUICK START

LICENSING

FEATURES
& TIPS

ONLINE

CD-ROM
PRODUCTS

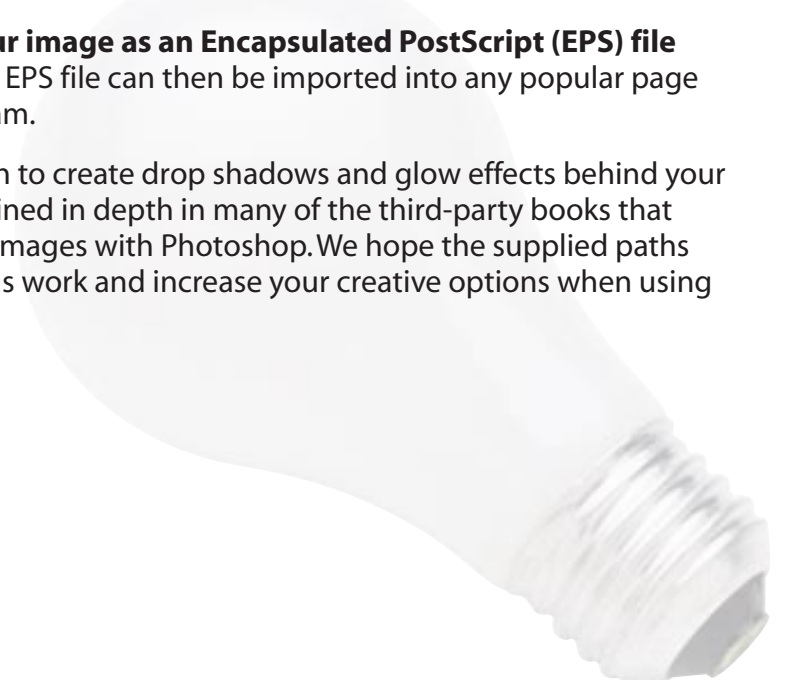
CONTACT US

GLOSSARY

rendered when processed for output. The lower the value, the smoother the edge of the outlined image. A blank setting instructs the output device to render the smoothest path possible. However, in complex documents a blank setting may cause PostScript errors on your output device. A slightly higher flatness setting may be required to print your image. Typically, a flatness setting of 3 to 5 is adequate. Most images can be set to a flatness of 5 to 8 without visible degradation of path quality. We have left the setting flatness blank to allow your output device to render the smoothest edge possible.

As a final step you must save your image as an Encapsulated PostScript (EPS) file onto your hard drive. The resultant EPS file can then be imported into any popular page layout or high-end drawing program.

You may also use the supplied path to create drop shadows and glow effects behind your image. These techniques are explained in depth in many of the third-party books that discuss techniques for enhancing images with Photoshop. We hope the supplied paths will save you many hours of tedious work and increase your creative options when using these images. Enjoy!





PhotoDisc Online

QUICK START

LICENSING

FEATURES
& TIPS

ONLINE

CD-ROM
PRODUCTS

CONTACT US

GLOSSARY

Online!

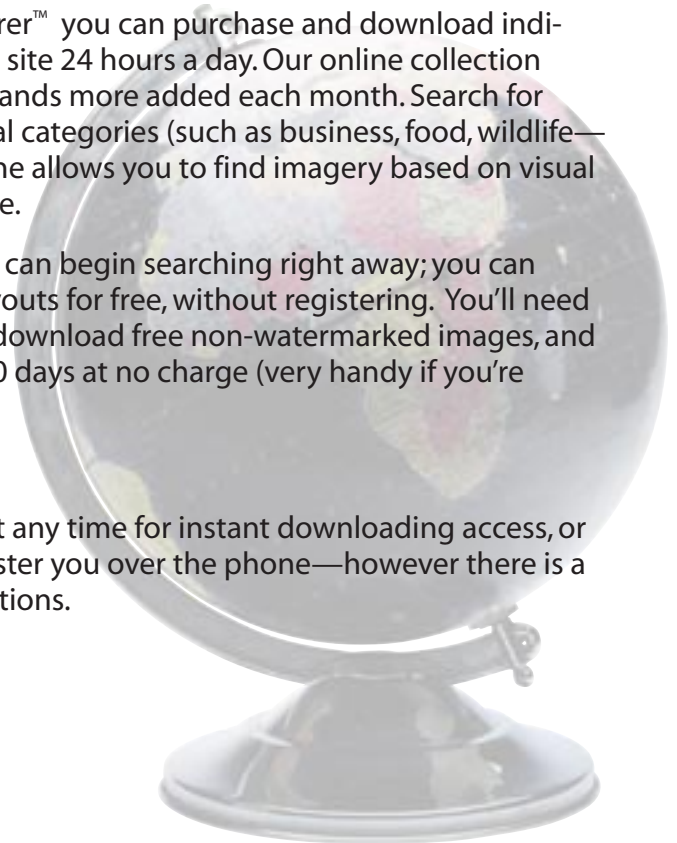
www.photodisc.com

With Netscape Navigator™ or Internet Explorer™ you can purchase and download individual images directly from PhotoDisc's web site 24 hours a day. Our online collection boasts more than 50,000 images, with thousands more added each month. Search for images by using specific keywords or general categories (such as business, food, wildlife—you get the idea). Our Visual Matching Engine allows you to find imagery based on visual cues such as color, composition and structure.

Once you arrive at www.photodisc.com, you can begin searching right away; you can download comping images for preliminary layouts for free, without registering. You'll need to register, however, to purchase images, to download free non-watermarked images, and to re-download any purchased images for 90 days at no charge (very handy if you're interrupted during a download).

About Registration

Registration is free. You can register online at any time for instant downloading access, or you can call 1 800 528 3472 and we can register you over the phone—however there is a 24-hour activation period for phone registrations.





PhotoDisc Online

QUICK START

LICENSING

FEATURES
& TIPS

ONLINE

CD-ROM
PRODUCTS

CONTACT US

GLOSSARY

PhotoDisc's web site at a glance

- **Registered customers can get comping images for free:** Download any comping image (at 150K) for a closer look or to use in layouts. (These free comping images are not legal for web or onscreen use; a basic license must be purchased first.)
- **Buy licenses for individual images:** Purchase and download single images (600K or 10MB file size) directly from the web site.
- **Easy searching tools:** Keyword searching makes it easy to find the perfect image; our Visual Matching Engine offers an intuitive mechanism based on visual cues, such as color, composition, texture and structure.
- **Browse by CD-ROM title using Adobe Acrobat® PDF catalogs in the Image Collection section.**
- **Tips and tricks:** See our *Design Mind* section for features, examples and tips from top designers.
- **Photographer news:** In our *In the Loupe* section, read profiles on our photographers and preview their newest work.





CD-ROM Products



PhotoDisc™ brings you thousands of high quality images, grouped thematically into six product lines:

BACKGROUND SERIES ▶ From sculpted metal to hand paintings. Versatile and aesthetic.

FINE ART SERIES ▶ Some of the best-known American and European fine art.

OBJECT SERIES ▶ From the essential to the quirky: transparent backgrounds and clipping paths offer great versatility.

SIGNATURE SERIES ▶ Evocative and beautiful. Each features the work of one photographer

VOLUMES ▶ Includes themes such as business, sports, food and travel.

ANIMATION SERIES ▶ Images come alive with motion and sound. Debut discs include *Metaphorically Blinking* and *Everyday Objects Live*.

See the entire PhotoDisc collection online at www.photodisc.com. (**ONLINE INFORMATION** ▶)

QUICK START

LICENSING

FEATURES
& TIPS

ONLINE

CD-ROM
PRODUCTS

CONTACT US

GLOSSARY

CD-ROM Products

QUICK START

LICENSING

FEATURES
& TIPS

ONLINE

CD-ROM
PRODUCTS

CONTACT US

GLOSSARY

The Background Series

Sculpted metal, hand paintings, magical plays of light and shadow—these are backgrounds that set the scene, ready for layering, typography and your ingenuity. Each disc features 100 backgrounds created by one artist or studio. As an added bonus, PhotoDisc has included tiling capabilities for additional seamless backgrounds.

BS14 Earth in Focus *by InterNetwork Media*

Remote sensing technology from satellites captures some of the most captivating views of Earth ever documented.

BS13 Natural Patterns *by Kaz Chiba*

Sand, kelp, conch, leaf veins—each detail a discovery. Chiba traveled the globe to document patterns of the natural world.

BS12 Museum Finishes *by Joe Ginsberg*

An elegant, etched, marbled, muted, swirled, smooth, telling, timeless collection from a New York-based painter and set builder.

BS11 Studio Backdrops *by Arthur S. Aubry*

Infinitely useful backdrops—draped fabric, taut surfaces, silk-drenched walls. From rich solids to funky prints.

CD-ROM Products

QUICK START

LICENSING

FEATURES
& TIPS

ONLINE

CD-ROM
PRODUCTS

CONTACT US

GLOSSARY

BS10 Skan/9 Abstractions 2 by Skan/9, Inc.

Discover the places where ordinary surfaces meet in extraordinary, unexpected ways, each image a startlingly intense study of one color.

BS09 Electric Skews by Lawrence Lawry

Bold new takes on the everyday—burgeoning flowers appear infused with electricity; leaves and keyboards with anticipation.

BS08 Brush Works by Farinaz Taghavi

Abstract expressions, finger paintings and carefully executed patterns. Some subdued and monochromatic, others crazy and colorful. All hand-painted by textile designer Farinaz Taghavi.

BS07 Mod Twisters by Jim Grant

Rorschach tests? Soothing psychedelics? Microscopic lab specimens? Super mottles or refined marbled textures? Whatever. We like it.

BS06 Ethereal Shadows by Thomas Brummett

Ambiguous shapes. Saturated colors. Plays of light and shadow create a delicate, floating sense, a dream landscape.

BS05 Wackgrounds by Nick Koudis

It's quirkiness at its best, from red licorice to hairy bellies to broken eggs. In a word: odd.

CD-ROM Products

QUICK START

LICENSING

FEATURES
& TIPS

ONLINE

CD-ROM
PRODUCTS

CONTACT US

GLOSSARY

BS04 Skan/9 Abstractions by Skan/9, Inc.

Urban abstractions. Blurred details that seem both familiar and mysterious. The result is a dream state of discovery.

BS03 Wallscapes by James P. Blair

Expressive and accidental art on urban surfaces: graffiti, pictographs, etchings, scratches and scribbles—all collected during the photographer's world travels.

BS02 Industrial Sidestreets by Arthur S. Aubry

A cracked window, a manhole cover, mosaic tile patterns, oxidizing metals, a once-pristine surface now eroding. Unforgettable, dissident elements.

BS01 Studio Geometry by The Studio Dog

Three-dimensional construction with natural surfaces—many of them metal—with Zen-like details from London-based design team The Studio Dog. Clean and raw, yet controlled.

CD-ROM PRODUCTS

QUICK START

LICENSING

FEATURES
& TIPS

ONLINE

CD-ROM
PRODUCTS

CONTACT US

GLOSSARY

The Fine Art Series

A brushstroke of genius. Spectacular creations from the masters of European and American art in a digital format. Tour a magnificent collection assembled from such venerable showcases as the Louvre, the Uffizi Gallery and the British Museum. Each image is given the respect it's due: we don't crop edges and the color is exactly as it looks in the original. The result? A gallery of images so real you'll feel as if you're standing behind red velvet ropes.

FA08 Business and Industry Illustrated

Highlights of America's industrial growth spurt are captured here through original, vintage illustrations.

FA07 Storybook Children

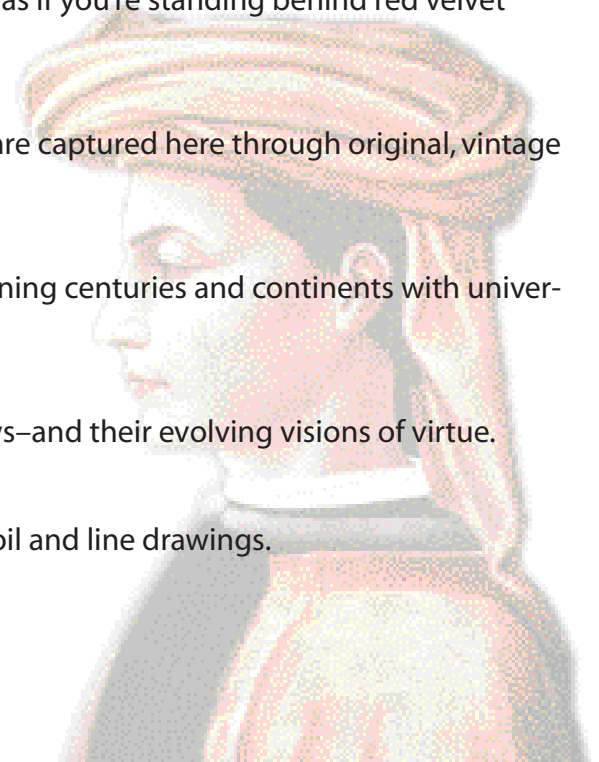
Illustrations pulled from the pages of time, spanning centuries and continents with universal myths and memories.

FA06 Religious Illustrations

Includes Christians, Buddhists, Moslems and Jews—and their evolving visions of virtue.

FA05 Myths and Legends

Memorable legends, all beautifully rendered in oil and line drawings.





CD-ROM PRODUCTS

QUICK START

LICENSING

FEATURES
& TIPS

ONLINE

CD-ROM
PRODUCTS

CONTACT US

GLOSSARY

FA04 American Fine Art and Illustration

PhotoDisc scanned original turn-of-the-century watercolors, illustrations and etchings for this disc. They feature “modern” people, from well-to-do ladies in a Model T to pioneering trappers on horseback.

FA03 Antique Maps and Heraldic Images

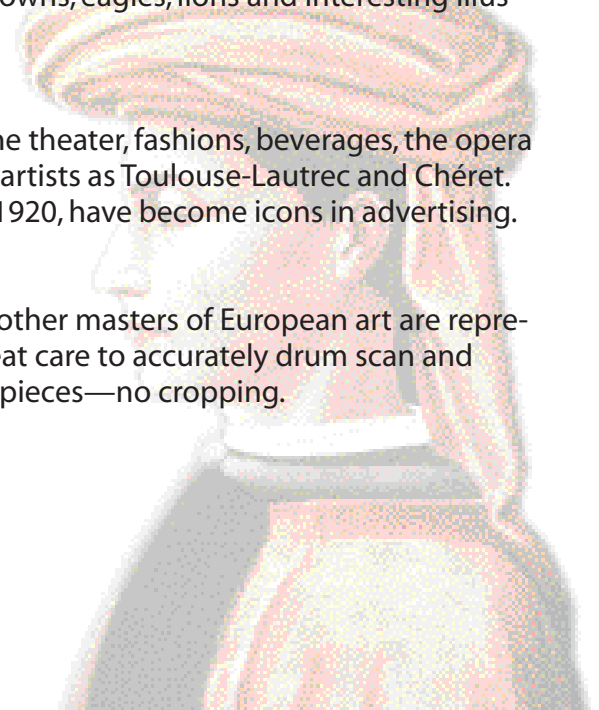
From the 1500s to the early 1800s come these incredibly detailed maps. Equally intricate are the heraldic images, adorned with shields, crowns, eagles, lions and interesting illustrated textures.

FA02 European Posters

You’re likely to recognize illustrations used for the theater, fashions, beverages, the opera and many other temptations of the day by such artists as Toulouse-Lautrec and Chéret. These colorful, bold designs from Europe, 1880-1920, have become icons in advertising.

FA01 European Paintings

Leonardo da Vinci, Botticelli, Raphael and many other masters of European art are represented in all their magnificence. We’ve taken great care to accurately drum scan and correct for any color migration. You’ll see entire pieces—no cropping.





CD-ROM PRODUCTS



QUICK START

LICENSING

FEATURES
& TIPS

ONLINE

CD-ROM
PRODUCTS

CONTACT US

GLOSSARY

The Object Series

Here is an amazing menagerie of everyday items, quirky stuff, priceless trivia and essential icons—all in the PhotoDisc Object Series. We've worked with designers such as Clement Mok and Glenn Mitsui to assemble the best in digital objects, one of the many reasons the series won the 1995 MacUser Editors' Choice Award for best new graphic resource. Each disc includes up to 148 high-end images in three file sizes with easy-to-use clipping paths.

OS24 Working Bodies by Thomas Brummett

A multiplicity of people and occupations shot against a white background. Professions range from a bar bouncer to a librarian.

OS23 Travel and Vacation Icons by C Squared Studios

A beach ball, a bikini, sunglasses, golf clubs and a nice, tall cocktail; snowshoes, a backpack and rolls of film. Icons that conjure up warm, relaxing days; gear that gets you going.

OS22 Metaphors and Symbols by CMCD

A rack of bones, a mouse in a maze, spilt milk ... the grass is always greener on the other side where money does grow on trees ... you get the idea.

OS21 Lions, Tigers and Bears by CMCD

Furry and slippery friends of the forest, savanna and swamp. Features 45 wild ones, including a zebra, cougar, pachyderm, wombat, tegu lizard and desert tortoise.

CD-ROM PRODUCTS

QUICK START

LICENSING

FEATURES
& TIPS

ONLINE

CD-ROM
PRODUCTS

CONTACT US

GLOSSARY

OS20 In Character by *Joshua Ets-Hokin*

A lounge lizard, the classic bumbling American tourist, a fairy princess, a cybergeek and a cast of superheroes all leap from this disc.

OS19 Festivities by *Steve Cole*

All the festive occasions that give us reason to celebrate, from a baby's debut in the world to green beers on St. Patrick's Day. Most Western holidays represented.

OS18 Everyday Animals by *CMCD*

A menagerie featuring familiar indoor pets, as well as outdoor pests and animals from backyards and barnyards.

OS17 Doors and Windows by *CMCD*

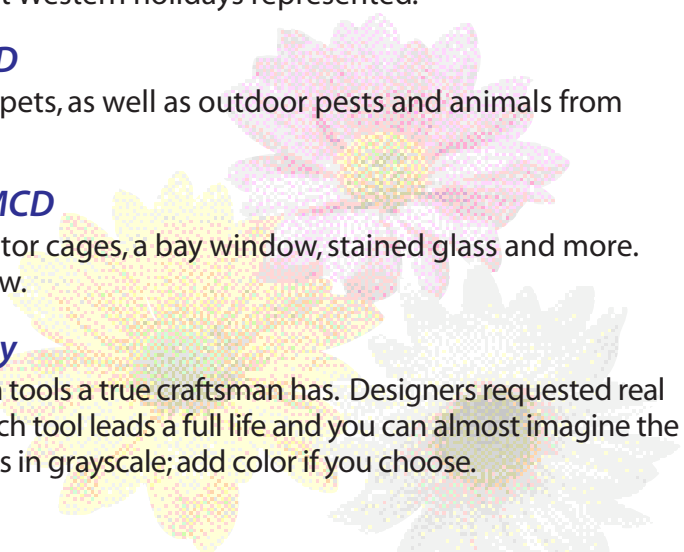
Features symbolic portals, classic elevator cages, a bay window, stained glass and more. Frame an idea or open up to a new view.

OS16 Toolshed by *Arthur S. Aubry*

Some of the most dependable, common tools a true craftsman has. Designers requested real tools and that's what we've collected; each tool leads a full life and you can almost imagine the circumstances of its existence. All images in grayscale; add color if you choose.

OS15 InfoMedia by *CMCD*

Icons from the Information Age and the Age of Technology: a gramophone, a modem to the internet. The message is the media—classic and modern links between people.



CD-ROM PRODUCTS

QUICK START

LICENSING

FEATURES
& TIPS

ONLINE

CD-ROM
PRODUCTS

CONTACT US

GLOSSARY

OS14 World Games *by CMCD*

Photographed against a white background, these images isolate the essence of athletic achievement.

OS13 Just Flowers *by C Squared Studios*

Simple, natural petals, posies and bouquets make wonderful color accents and botanical borders.

OS12 Just Documents *by CMCD*

A wide variety of frequently used business, financial and personal documents.

OS11 Just Hands *by CMCD*

Hands gestures, hands signaling, and hands holding familiar objects.

OS10 Just Tools *by CMCD*

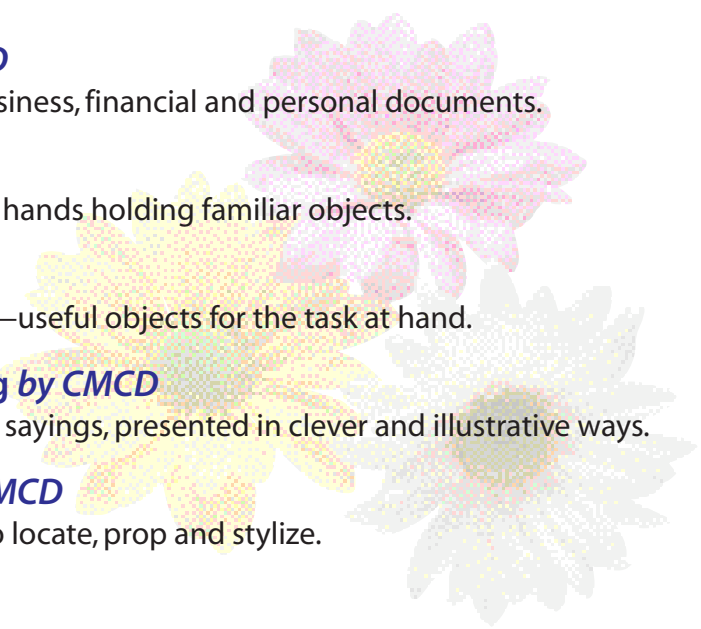
Tools for communicating a message—useful objects for the task at hand.

OSO9 Metaphorically Speaking *by CMCD*

Metaphors, visual puns and everyday sayings, presented in clever and illustrative ways.

OSO8 Everyday Objects 3 *by CMCD*

Things that would take a long time to locate, prop and stylize.



CD-ROM PRODUCTS

QUICK START

LICENSING

FEATURES
& TIPS

ONLINE

CD-ROM
PRODUCTS

CONTACT US

GLOSSARY

OSO7 Everyday Objects 2 by CMCD

Objects that help you illustrate familiar activities and ideas with a whimsical twist.

OSO6 Everyday Objects 1 by CMCD

Familiar things that are as handy in design as they are at home.

OSO5 Visual Symbols Sampler by CMCD

A “best of” disc, with high-resolution images from each of the other Object Series discs.

OSO4 Retro Relics by Glenn Mitsui

A medley of unusual, usable objects with an inclination toward pop-culture pieces.

OSO3 Architectural Elements from *The Palma Collection*

Columns, friezes, pediments and other architectural components from 1880 to 1940.

OSO2 Faces and Hands by Nick Koudis

Facial features and expressions, hands holding familiar objects, hands gesturing.

OSO1 Fruits and Vegetables by C Squared Studios

Each photo represents one type of produce shot against a white background.

A decorative graphic of stylized flowers in shades of pink, yellow, and white, positioned in the lower right quadrant of the page.

CD-ROM PRODUCTS

QUICK START

LICENSING

FEATURES
& TIPS

ONLINE

CD-ROM
PRODUCTS

CONTACT US

GLOSSARY

The Signature Series

PhotoDisc presents an evocative, astoundingly pure collection of images as individual as the signatures of the professionals who captured them. Each disc contains the work of one carefully selected photographer or studio whose work projects powerful moods. These images are strong enough to carry a cover concept, yet subtle and versatile enough to serve as rich backdrops. The aesthetic quality of the Signature Series sets PhotoDisc apart.

SS20 Form and Figure *by Suza Scalora*

More than studies in anatomy, these images are rich human allegories, capturing what it means to be comfortable in one's own skin.

SS19 International Eye *by Mark Downey*

International scenes documenting contemporary life with intimacy, intensity, poignancy—a California child, a Thai farmer, the Taj Mahal—connecting the viewer with a larger world.

SS18 Technology Perspectives *by Steve Cole*

A visual collection highlighting the basic beauty of 20th-century gadgetry, from paperclips to network cables. Science and technology whittled to an elemental simplicity.

SS17 Everyday Twosomes *by Barbara Penoyar*

The connections are clear: best friends, siblings, lovers, even business partners—images that celebrate the ties that bind.

SS16 Everyday People *by Barbara Penoyar*

Features cultures, faces, ages and feelings as diverse as the products you design.

CD-ROM PRODUCTS

QUICK START

LICENSING

FEATURES
& TIPS

ONLINE

CD-ROM
PRODUCTS

CONTACT US

GLOSSARY

SS15 Business Metaphors and Details *by Thomas Brummett*

Purposely shot to accommodate horizontal and vertical layouts and typography.

SS14 Cultural Arts *by Steve Cole*

A violin, a dancer's shoes, stylized shots of paintbrushes—exquisite small treasures recalling performance and visual arts.

SS13 Panoramic Landscapes *by Gary Irving*

Broad, sweeping images of rolling pastures, storm clouds gathering in a wide sky, forests and fields of color.

SS12 Evocative Landscapes *by Kaz Chiba*

Subdued, moody light gives these scenes an air of contemplation or mysticism.

SS11 Details of Nature *by Jim Linna*

Natural colors and directional light give a beautiful cast to these vividly detailed images.

SS10 Colorful Contrasts *by Nick Koudis*

Colored light is cast at dramatic angles across household objects as though they're on stage.

SS09 Vintage Vignettes *by Design Photo Image*

Antique objects shot in warm, romantic light and subdued color.

SS08 Study of Form and Color *by Tony Ise*

Shape, texture and vivid color are used to create compelling and highly artistic compositions.

CD-ROM PRODUCTS

QUICK START

LICENSING

FEATURES
& TIPS

ONLINE

CD-ROM
PRODUCTS

CONTACT US

GLOSSARY

SS07 Action Sports by Sean Thompson

Athleticism, competition, performance—top athletes captured in moments of grace, speed and agility.

SS06 Floral Impressions by Alan Pappé

Close-ups of flowers, lit and styled for brilliant effect with incredible color.

SS05 Wild West by Jules Frazier

Western life. Real cowboys at work in corrals, on ranches, in the mountains and on the plains.

SS04 The Painted Table by Kitchen Arts

A collaboration of world-renowned food photographers' images that are both aesthetic and appetizing.

SS03 Children of the World by Frederick Schussler

Engaging images of children from every nationality and background.

SS02 Urban Perspectives by Kent Knudson

Offbeat, graphically mesmerizing views of the urban and industrial landscape, its architecture and the people who inhabit it.

SS01 Colors by Hans Wiesenhofer

A collection of vivid, graphically bold images featuring a spectrum of colors.





CD-ROM PRODUCTS

QUICK START

LICENSING

FEATURES
& TIPS

ONLINE

CD-ROM
PRODUCTS

CONTACT US

GLOSSARY

PhotoDisc™ Volumes

Here they are. The tried-and-true cadre of original, award-winning discs that belong in every collection. Timeless, powerful, eminently useful images you can use to punctuate your designs or build an entire concept. All impeccably scanned for the ultimate in quality. Some of our newest releases:

Volume 42 Everyday Living

People and lifestyles images focusing on those single magic moments that add up to a lifetime of rich memories.

Volume 41 Education 2

Spanning infancy through college, including continuing education, images depict diverse education issues and perspectives.

Volume 40 Health and Medicine 2

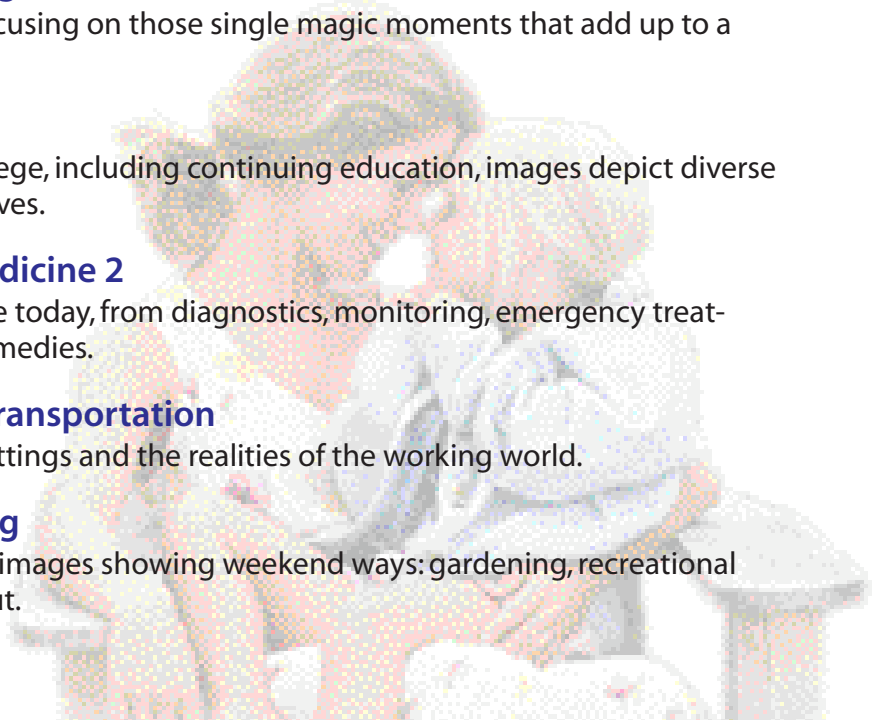
Depicts the reality of healthcare today, from diagnostics, monitoring, emergency treatment and surgery to natural remedies.

Volume 39 Industry and Transportation

Construction sites, industrial settings and the realities of the working world.

Volume 38 Weekend Living

Spirited, passionate, fun-loving images showing weekend ways: gardening, recreational sports, relaxing and hanging out.



CD-ROM PRODUCTS

QUICK START

LICENSING

FEATURES
& TIPS

ONLINE

CD-ROM
PRODUCTS

CONTACT US

GLOSSARY

Volume 37 Beyond Retro

Our newest retro disc, featuring funny, kitschy and authentic images from an ad agency's 1950s archives.

Volume 36 Nature Scenes

From elemental details to sweeping landscapes: inspiring images of our natural world.

Volume 35 Business Today

All-new photos illustrating how people really work today. Shot with diverse models and office situations.

Volume 34 Spacescapes

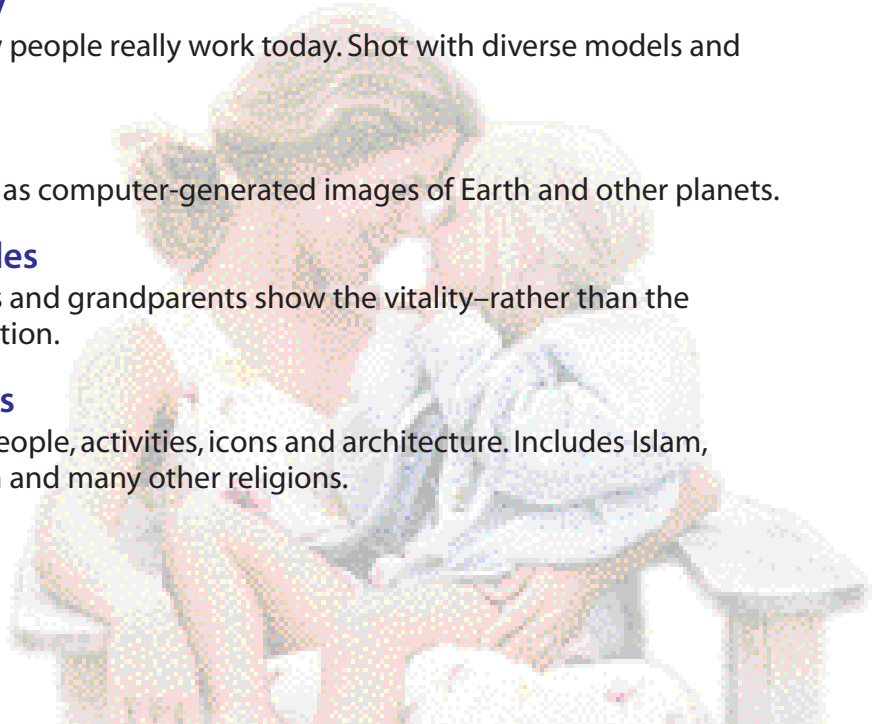
Images shot from space as well as computer-generated images of Earth and other planets.

Volume 33 Mature Lifestyles

Active retirees, business leaders and grandparents show the vitality—rather than the stereotypes—of an older generation.

Volume 32 World Religions

Spirituality reflected through people, activities, icons and architecture. Includes Islam, Judaism, Christianity, Buddhism and many other religions.



CD-ROM PRODUCTS

QUICK START

LICENSING

FEATURES
& TIPS

ONLINE

CD-ROM
PRODUCTS

CONTACT US

GLOSSARY

Volume 31 Environmental Concerns

From natural disasters to man-made impacts on the environment.

Volume 30 Contemporary Cuisine

From simple mixed greens to decadent desserts: a full menu of the foods we love today.

Volume 29 Modern Technologies

A rich resource for biotechnology, medical and telecommunications issues.

Volume 28 People, Lifestyles and Vacations

Weekend activities, leisure sports and vacations featuring people from varied cultural backgrounds.

Volume 27 International Sports

An encyclopedia of competitive sports, covering major summer and winter events.

Volume 26 Homes and Gardens

Modern and traditional homes—some design showcases, others familiar and homey.

Volume 25 Government and Social Issues

Hard-to-illustrate issues from today's society.



CD-ROM PRODUCTS

For detailed descriptions, please call PhotoDisc or go to www.photodisc.com

PhotoDisc Volumes—336 images except where noted

- 24 Education
- 23 Far Eastern Business and Culture
- 22 European Landmarks and Travel
- 21 Retail, Shopping and Small Business
- 20 Food Essentials
- 19 Agriculture
- 18 Health and Medicine
- 17 European People, Business and Lifestyles
- 16 US Landmarks and Travel
- 15 Family and Lifestyles
- 14 Business and Transportation
- 13 Italian Fine Art, Prints and Photographs (236 images)
- 12 Food and Dining
- 11 Retro Americana
- 10 Sports and Recreation
- 9 Holidays and Celebrations
- 8 Backgrounds and Objects
- 7 Business and Occupations
- 6 Nature, Wildlife and the Environment



QUICK START

LICENSING

FEATURES
& TIPS

ONLINE

CD-ROM
PRODUCTS

CONTACT US

GLOSSARY



CD-ROM PRODUCTS

QUICK START

LICENSING

FEATURES
& TIPS

ONLINE

CD-ROM
PRODUCTS

CONTACT US

GLOSSARY

- 5 World Commerce and Travel (352 images)
- 4 Science, Technology and Medicine (227 images)
- 3 Backgrounds and Textures (111 images)
- 2 People and Lifestyles (409 images)
- 1 Business and Industry (408 images)





Contacting PhotoDisc

QUICK START

LICENSING

FEATURES
& TIPS

ONLINE

CD-ROM
PRODUCTS

CONTACT US

GLOSSARY

For technical support worldwide:

Telephone

+1 206 269 1695

Internet

webtech@photodisc.com

For Customer Sales and Service assistance:

Telephone

US/Canada: 800 528 3472
United Kingdom: 0800 697 622
France: 0800 90 04 20
Germany: 0130 860 846
Switzerland: 0800 558 150
Austria: 0660 311 480
Europe: +44 (0) 181 255 2900
Australia: 1800 240 611
International: +1 206 441 9355

Email

sales@photodisc.com

FAX

US/International: +1 206 441 4961
UK: +44 (0) 1506 461 510
Germany: 0130 818 044





Contacting PhotoDisc

QUICK START

LICENSING

FEATURES
& TIPS

ONLINE

CD-ROM
PRODUCTS

CONTACT US

GLOSSARY

PhotoDisc, Inc.

2013 Fourth Avenue
Seattle, Washington 98121
USA

PhotoDisc Europe Ltd.

Regal House, 70 London Road
Twickenham TW1 3QS
United Kingdom

PhotoDisc Deutschland GmbH

Herlingsburg 14
22529 Hamburg
Deutschland



Glossary

QUICK START

LICENSING

FEATURES
& TIPS

ONLINE

CD-ROM
PRODUCTS

CONTACT US

GLOSSARY

GLOSSARY

Bitmap image - An image with 1 bit of color information per pixel, also known as a bitmapped image. The only colors displayed in a bitmap image are black and white.

Brightness - One of three dimensions of color; the other two are hue and saturation. The term is used to describe differences in the intensity of light reflected from or transmitted through an image independent of its hue and saturation.

CMYK - The four process colors used in printing: cyan, magenta, yellow and black.

CMYK - A four-channel image containing a cyan, magenta, yellow and black channel. A CMYK image is generally used to print a color separation.

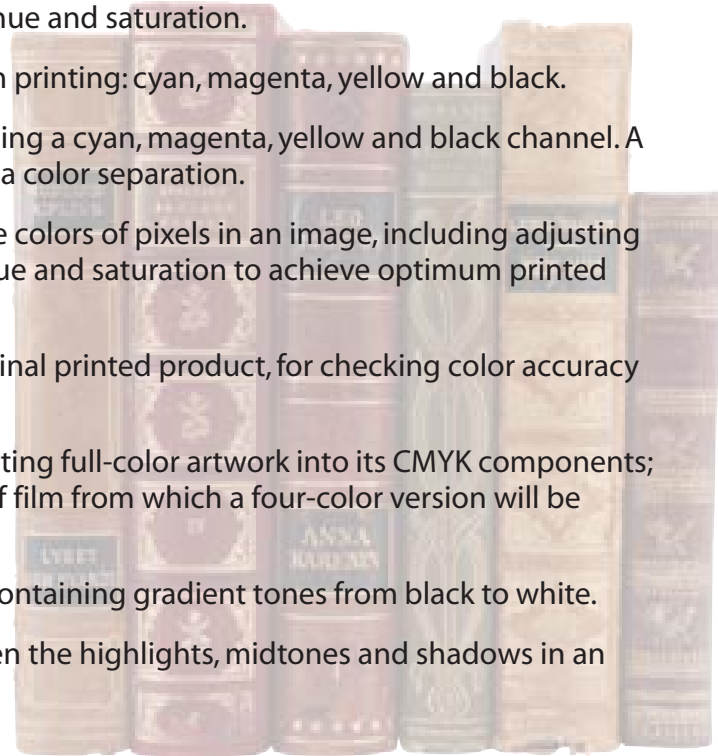
Color correction - The changing of the colors of pixels in an image, including adjusting brightness, contrast, mid-level grays, hue and saturation to achieve optimum printed results.

Color proof - A representation of the final printed product, for checking color accuracy and other elements.

Color separation - The process of splitting full-color artwork into its CMYK components; one or all four of the separate pieces of film from which a four-color version will be printed.

Continuous-tone image - An image containing gradient tones from black to white.

Contrast - The tonal gradation between the highlights, midtones and shadows in an



Glossary

QUICK START

LICENSING

FEATURES
& TIPS

ONLINE

CD-ROM
PRODUCTS

CONTACT US

GLOSSARY

image.

DCS (desktop color separation) - A file format that creates four color separations.

DPI (dots per inch) - A measure of image resolution.

Four-color process printing - The basic method of recreating a broad spectrum of colors on a printing press.

Grayscale image - An image consisting of up to 256 levels of gray, with 8 bits of color data per pixel.

Halftone - The reproduction of a continuous-tone image, made by using a screen that breaks the image into various size dots.

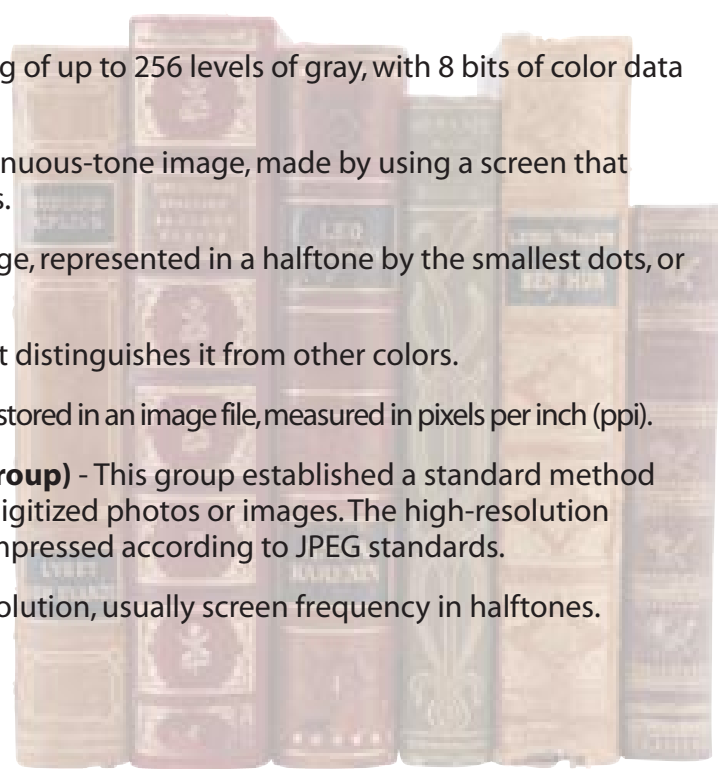
Highlight - The lightest part of an image, represented in a halftone by the smallest dots, or the absence of dots.

Hue - The main attribute of a color that distinguishes it from other colors.

Image resolution - The amount of data stored in an image file, measured in pixels per inch (ppi).

JPEG (Joint Photographic Experts Group) - This group established a standard method for compressing and decompressing digitized photos or images. The high-resolution images provided by PhotoDisc are compressed according to JPEG standards.

LPI (lines per inch) - A measure of resolution, usually screen frequency in halftones.



Glossary

QUICK START

LICENSING

FEATURES
& TIPS

ONLINE

CD-ROM
PRODUCTS

CONTACT US

GLOSSARY

Luminance lightness - The highest of the individual RGB values plus the lowest of the individual RGB values, divided by two; a component of a Hue-Saturation-Brightness image.

Midtone - Tonal value of dot, located approximately halfway between the highlight value and the shadow value.

Moire pattern - An undesirable pattern in color printing, resulting from incorrect screen angles of overprinting halftones. Moire patterns can be minimized with the use of proper screen angles.

Pixel - A single dot on a computer display or in a digital image.

PICT - Files encoded in QuickDraw commands that can hold both object-oriented images and bit-mapped image.

Printer resolution - The amount of detail a printer or imagesetter will reproduce, measured in dots per inch (dpi).

Process color - The four color pigments cyan, magenta, yellow and black used in color printing.

Resample - To change the resolution of an image. Resampling down discards pixel information in an image; resampling up adds pixel information through interpolation.

Resolution - The number of pixels per inch (ppi) in an image, or the number of dots per inch (dpi) used by an output device.



Glossary

QUICK START

LICENSING

FEATURES
& TIPS

ONLINE

CD-ROM
PRODUCTS

CONTACT US

GLOSSARY

RGB - Red, green and blue, the additive primaries; RGB is the basic additive color model used for color video display, as on a computer monitor.

Saturation - The amount of gray in a color. More gray in a color means lower saturation; less gray in a color means higher saturation.

Screen angle - The angle at which the halftone screens are placed in relation to one another.

Screen frequency - The density of dots on the halftone screen, commonly measured in lines per inch (lpi). Also known as screen ruling.

Shadow - The darkest part of an image, represented in a halftone by the largest dots.

Thumbnails - Miniature pictures, resembling slides, that the LightBox catalog displays. Each thumbnail contains specific information for each image that comes from PhotoDisc.

TIFF (tagged image file format) - a file format for exchanging bitmapped and grayscale images among applications.

